

SEAT BELT WARNING SYSTEM

■ DESCRIPTION

If a seat belt is not fastened, this system flashes the seat belt warning light and sounds the buzzer in the combination meter as a reminder.

- The seat belt warning buzzer for the front passenger can be cancelled. However, the legally mandated minimum operation of the buzzer cannot be cancelled. For details, see page BE-164.
- When the ignition switch is turned to the ON position, this system detects the condition of the seat belts based on the signals indicated below.

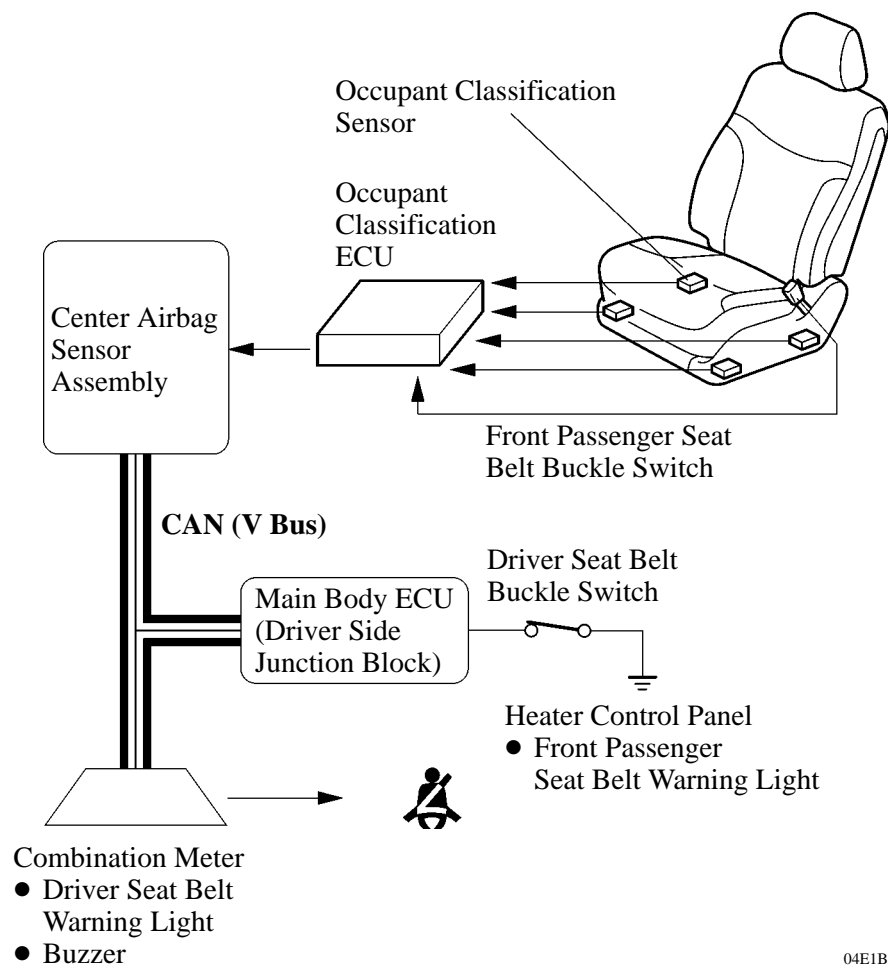
Seat	Signal	Warning Method
Driver	Seat Belt Buckle Switch (Contact Type)	<ul style="list-style-type: none">● Buzzer Sounds● Warning Light Flashes
Front Passenger	<ul style="list-style-type: none">● Seat Belt Buckle Switch (Non-contact Type)● Four Occupant Classification Sensors (Though the Occupant Classification ECU)	<ul style="list-style-type: none">● Buzzer Sounds● Warning Light Flashes

Service Tip

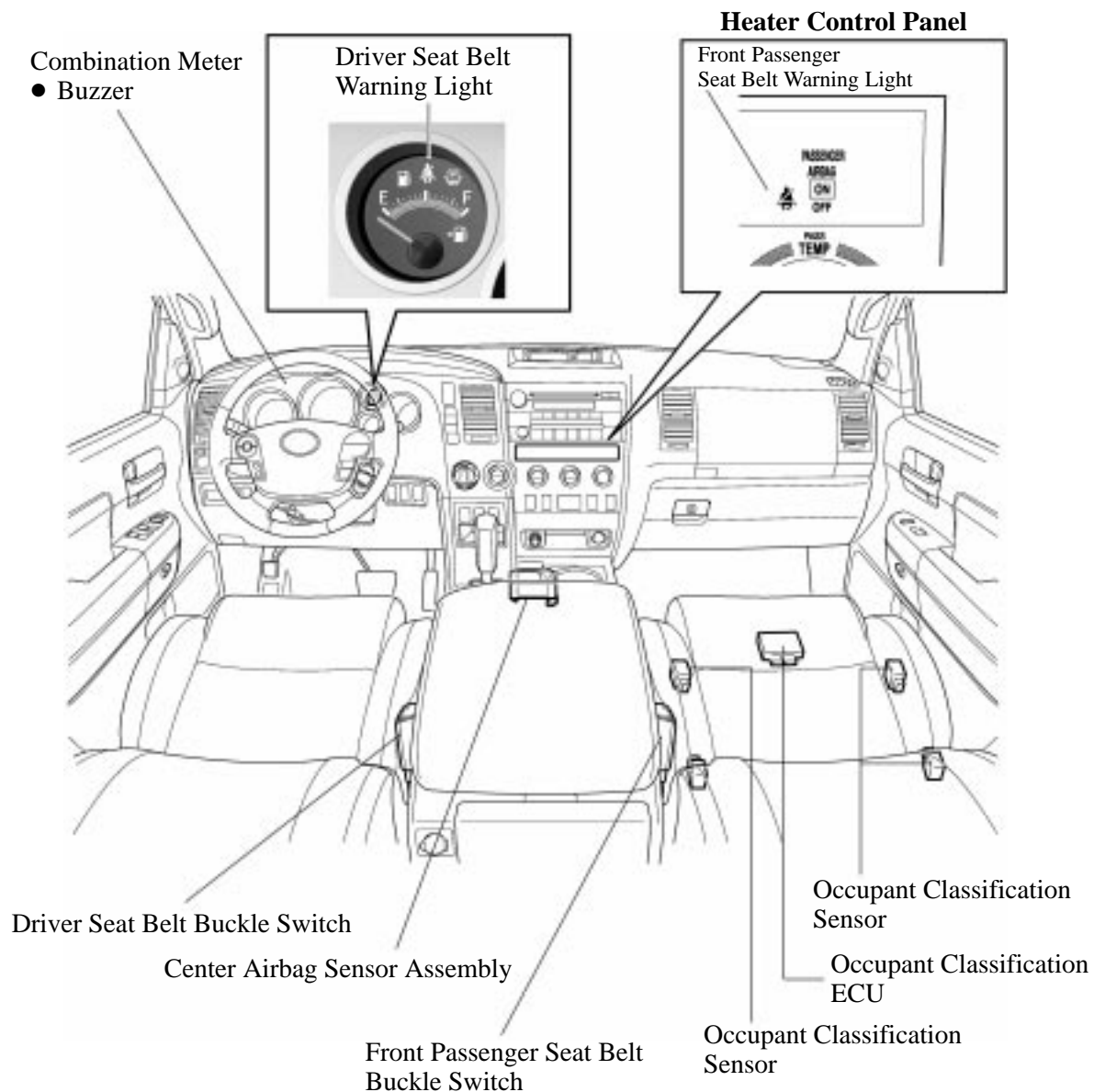
Buzzer Warning Cancel Mode Setting

Buzzer warning cancel mode can be set using a Techstream. For details, see the 2008 Sequoia Repair Manual (Pub. No. RM08LOU).

■ SYSTEM DIAGRAM

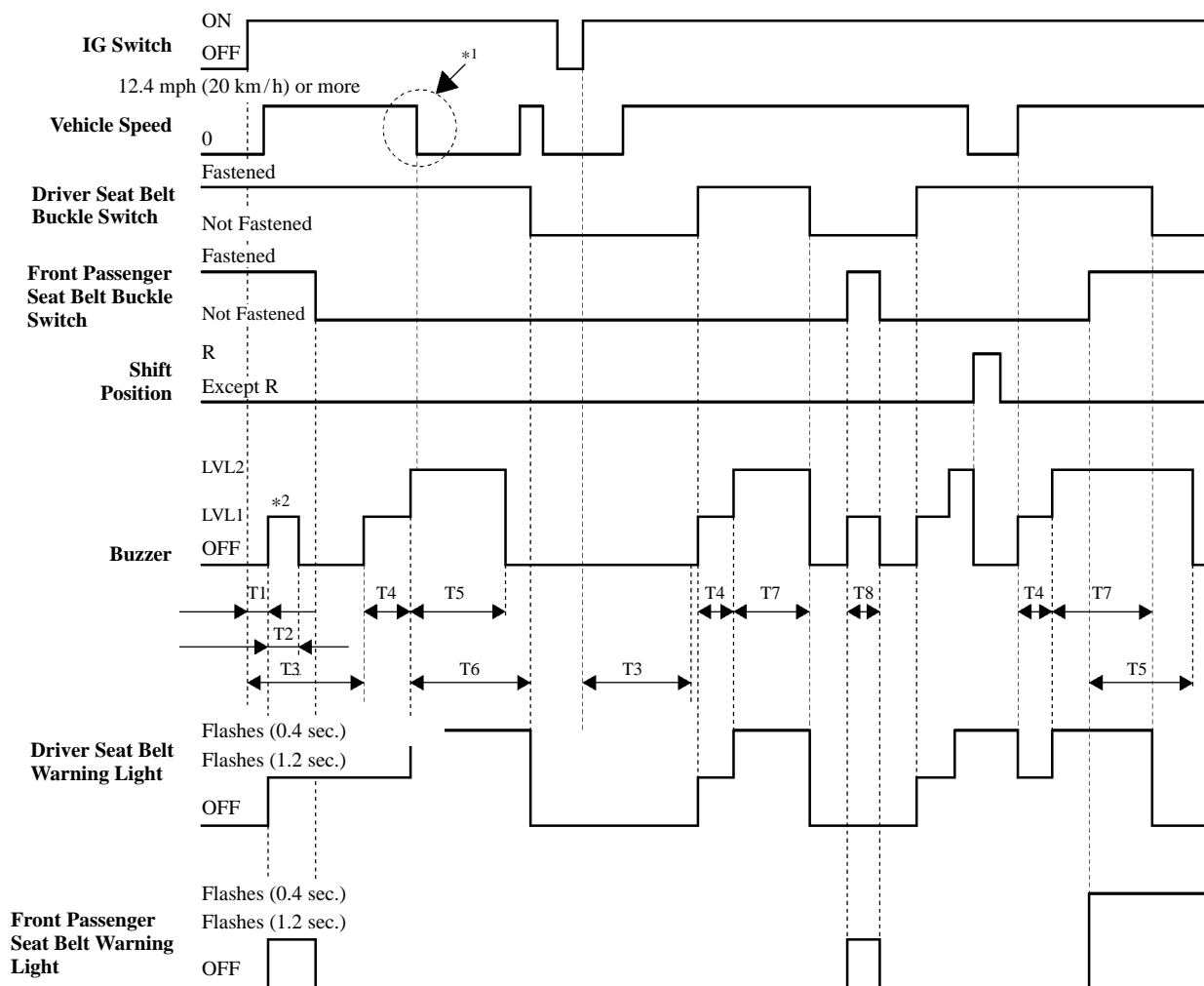


■ LAYOUT OF MAIN COMPONENTS



■ WARNING METHOD

The timing chart of the buzzer and details of the warning method are shown below.



04E0BE90C

*1: If the vehicle speed drops below the setting level for seat belt warning after a buzzer starts to sound, the buzzer will continue to sound. After the vehicle speed exceeds 12.4 mph (20 km/h) again, the buzzer will stop.

*2: Legally Mandated Buzzer

T1: About 1.8 sec. T5: About 20 sec.
 T2: About 1.2 sec. T6: About 20 sec. or more
 T3: About 13.8 sec. T7: About 20 sec. or less
 T4: About 9.6 sec. T8: About 9.6 sec. or less